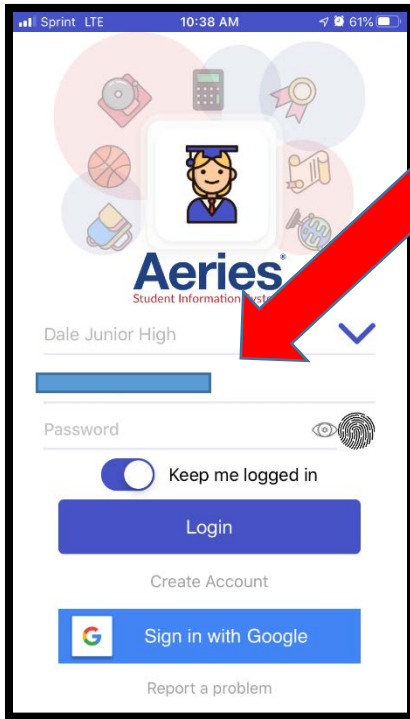


How to update language in Communications- Using Aeries App Como actualizar el lenguaje en Comunicaciones usando la aplicación Aeries

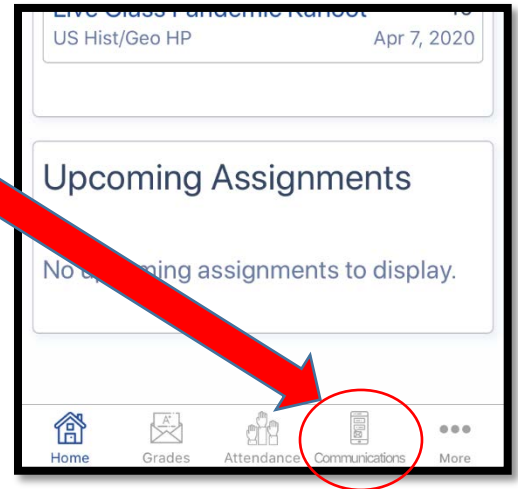


2. Log in to your Aeries app (use your email/password you created for this account)

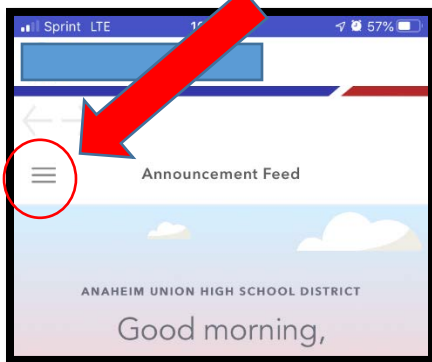
Entre a su aplicación de Aeries usando el correo electrónico/contraseña que usted creo para esta cuenta.

1. Click on the "Communications" tab

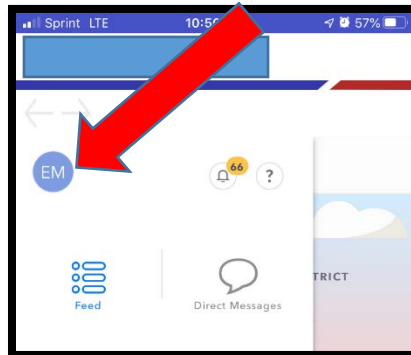
Haga clic en "Comunicaciones"



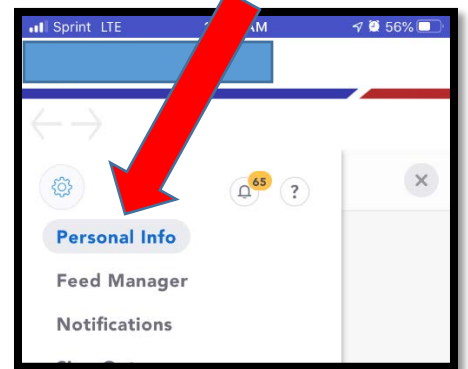
6. Click on the three bars
Haga clic en las tres rayitas



5. Click on "settings"
Haga clic en "ajustes"



4. Click on "Personal Info"
Haga clic en "ajustes"



3. Change Language
Cambie el lenguaje

